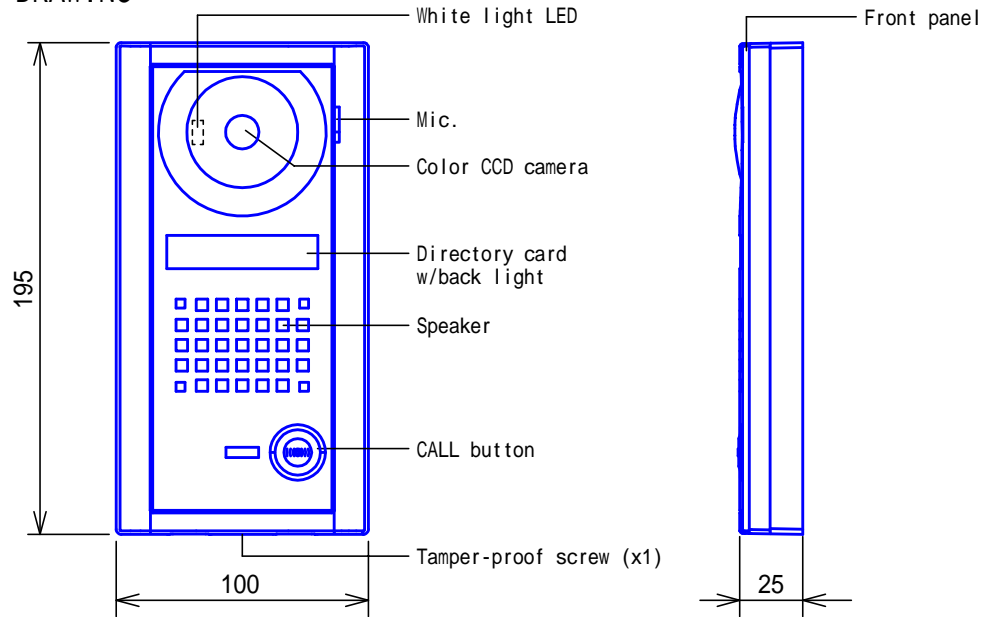
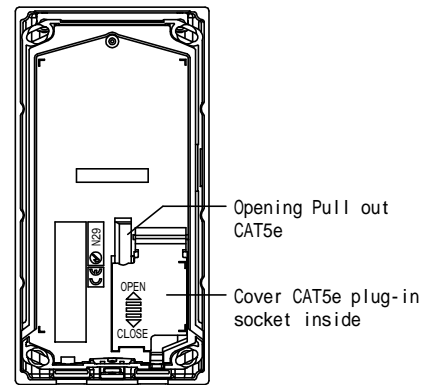
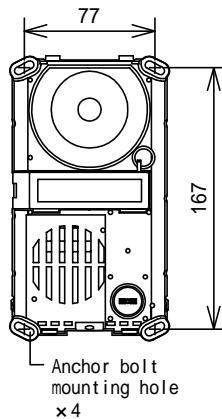


PRODUCT DRAWING



MOUNTING

<Surface wall mounting>



<Back view>

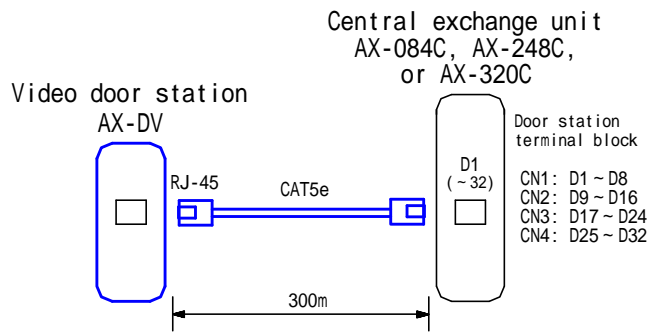
SPECIFICATIONS

Power source	Supplied from Central exchange unit
Communication	Open voice hands-free communication (auto-voice actuated or PTT), controlled by Master station
Camera	1/4" color CCD camera
Pixels	250,000 Pixels
Minimum illumination	5 Lux
Ambient temperature	-10 ~ +60
Mounting	Surface wall mount
Housing	Front panel: Aluminum die casting. Main unit: Resins
Unit color	Front panel: Solid silver (metallic gray)
Weight	400g(approx.)
Remarks	Weather-resistant (JIS C 0920 Protection Class 3 equivalent)

DESCRIPTION COLOR VIDEO DOOR STATION (AX)	FIG. NAME PRODUCT/SPECIFICATIONS	UNIT mm	DATE 10 April, 2006
MODEL NO. AX-DV	FIG.NO. 41524-1-2	PAGE 1/2	REVISION 1

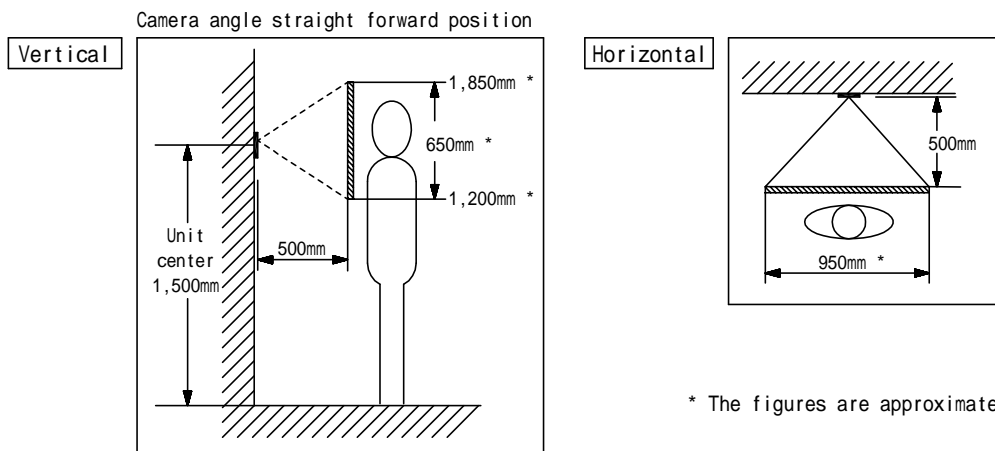
AIPHONE

WIRING DIAGRAM



Suffix	Symbol	Function	RJ-45	AX-DV
CN1	V1	Camera equilibrium video	4: blue	V1
	V2	Camera equilibrium video	5: white/blue	V2
E		Doorphone -	6: green	E
		Doorphone -	3: white green	E
VP1		Camera power supply +	2: orange	VP1
	VP2	Camera power supply -	1: white orange	VP2
D		Doorphone +	8: brown	D
		Doorphone +	7: white brown	D

IMAGE VIEW AREA & MOUNTING HEIGHT

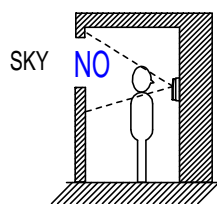


RESTRICTIONS

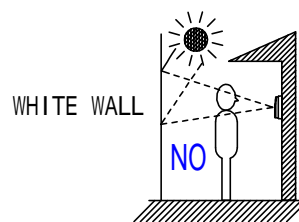
Do not have rain escape openings on bottom covered with caulking seals.

AX-DV door station is exclusively used for AX System.


Avoid installing AX-DV door station in the following locations;



At the entrance where background is sky in upper floors of building, etc.



The background of the standing caller's is white wall.



Where the standing location is strongly sunlit.

FUNCTIONS

Initiating a call to and entering communication with Master station

It can ring multiple Master stations (programmable)

Directory card is backlit constantly

DESCRIPTION COLOR VIDEO DOOR STATION (AX)	FIG. NAME WIRING/IMAGE/RESTR./FCN.	UNIT mm	DATE 12 April, 2006
MODEL NO. AX-DV	FIG.NO. 41524-2-2	PAGE 2/2	REVISION 1

AIPHONE