



- PA2120** : 120W 100V
- PA2240** : 240W 100V
- PA2360** : 360W 100V
- PA2480** : 480W 100V

Amperes PA series of power amplifiers had been the workhorse of many installations and are available in power ratings of 120W to 480W 70 / 100V line. Various features had been added throughout the years since its inception and these had enhanced their performance and reliability.

Amperes AS4000 / AX700 can be used alongside with PA series of amplifiers to form an automatic amplifier fault changeover setup or to be much simpler, Amperes AX3700 is recommended to serve the same purpose.

FEATURES

- Available in various ratings ; from 120W to 480W 70 or 100V line
- 4 Ohm speaker connection available with 25V output
- Thermal protection by muting input signal (typically 85 deg at heat sink)
- Momentary short circuit protection
- Temperature dependent dual speed cooling fan
- Manual reset circuit breaker for AC mains and DC input
- Balanced input signal with gain control and selectable grounding option
- AC and DC operation for uninterrupted operation during power failure



PP2240 / 2360 / 2480

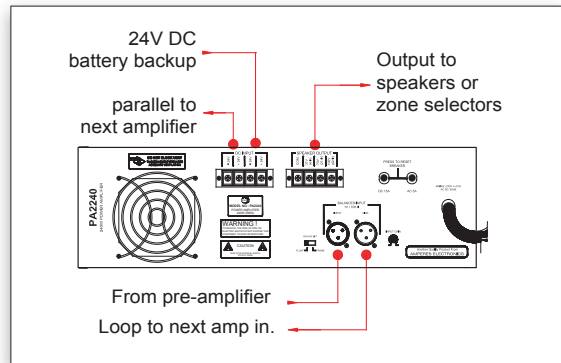


PP2120

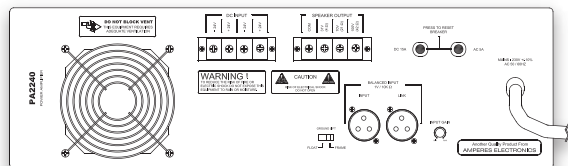
TECHNICAL SPECIFICATIONS

	PA2120 / PA2240 / PA2360 / PA2480
Power requirement	230 / 240 V ac (24V DC backup)
24V DC requirement	8A / 19A / 23A / 29A
Pwr consumption (load) ac	1.4A / 3A / 3.4A / 4.5A
Pwr consumption (s/by)	0.4 A
Input sensitivity	1 V / 10 K Ohm
Input gain control	-15 dB ~ 0 dB
Input connection	XLR balanced line input
Rated output (rms)	120W / 240W / 360W / 480W 100V line
Output voltage (4 Ohm)	22 / 31 / 38 / 44 V rms
Output imp (70 V line)	42 / 21 / 13 / 10.2
(100 V line)	83 / 42 / 27.8 / 20.8
Frequency response	180 ~ 17 KHz (+/- 3dB at 1 KHz) with low cut
S / N ratio	> 60 dB (@ 1KHz)
Protections	Thermal, momentary output short circuit, AC and DC circuit breaker, Input signal clip
Indicators	AC mains, Clip, Protect, Input level
Cooling system	Dual speed fan with heat sensing
Dimensions (WxHxD)	PA2120 : 88 x 482 x 300 mm PA2240 / 2360 / 2480 : 133 x 482 x 300 mm
Weight (kg)	11.0 / 20.5 / 21.2 / 25.1 kg

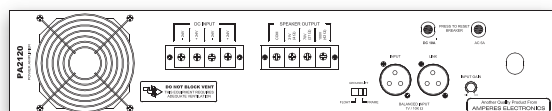
APPLICATION SCHEMATIC



rear view PA2240 / 2360 / 2480



rear view PA2120



packing information

- Qty per carton : 1 unit
- W x H x D : PA2120 : 550 x 215 x 420 mm
PA2240 / 2360 / 2480 : 550 x 215 x 420 mm
- Weight : PA2120 - 12.2 kg
PA2240 - 21.8 kg
PA2360 - 22.5 kg
PA2480 - 26.4 kg