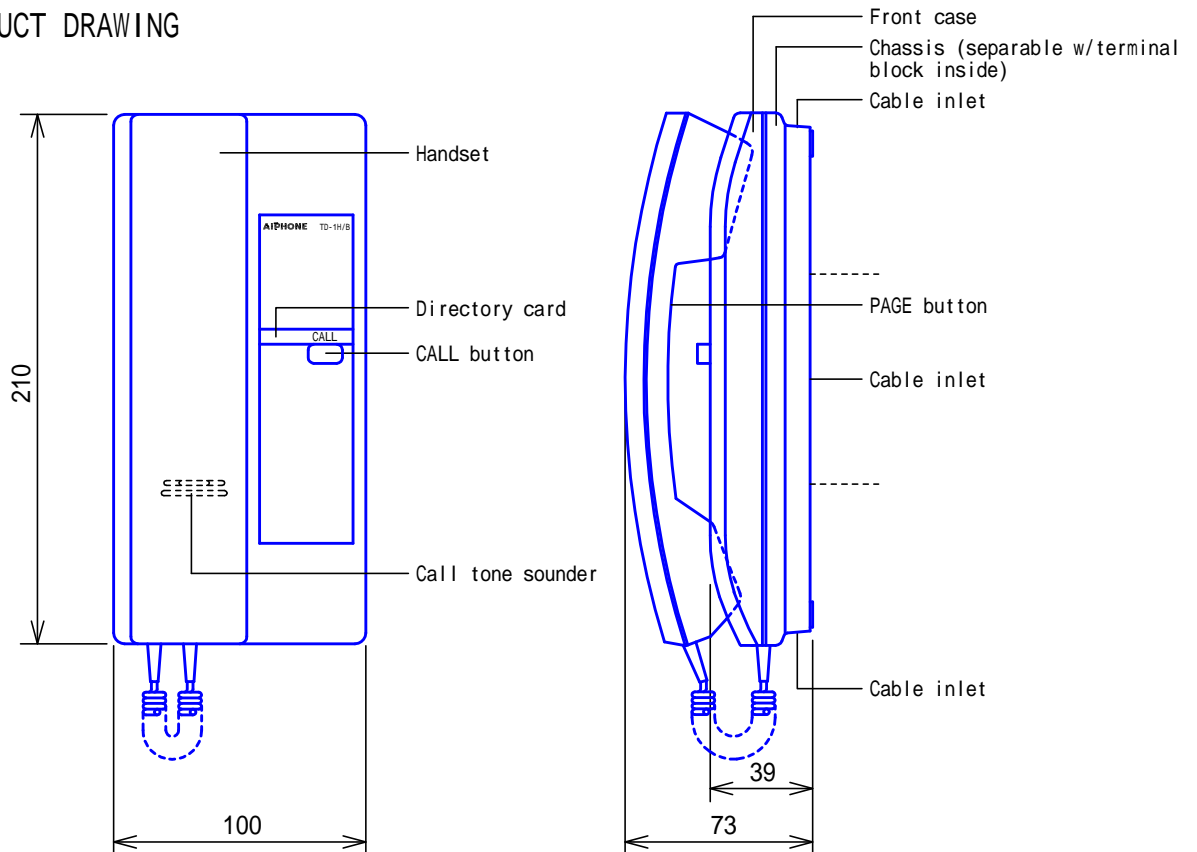
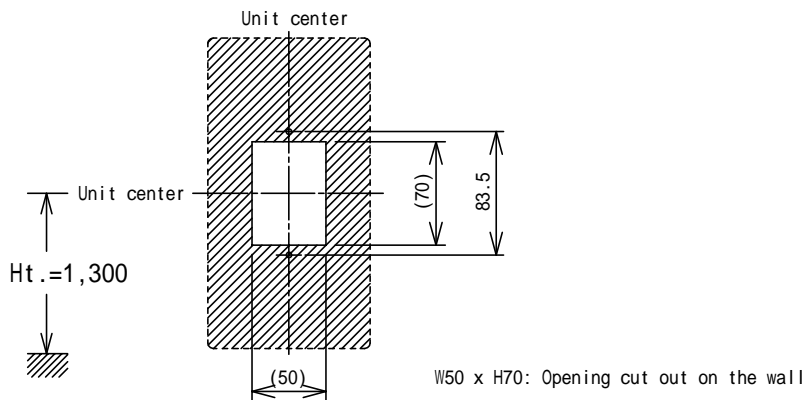


PRODUCT DRAWING



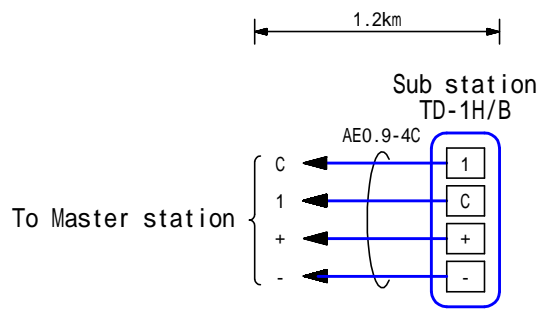
MOUNTING



SPECIFICATIONS

Power source	DC 12V (Use a Power supply PS-1225S/UL.)		
Current consumption	60mA (max.)		
Type of communication	Handset simultaneous communication		
Call tone	Master station: Electronic tone.		
Mounting	Wall-mount or desk-top use Use TDW-1/A Terminal box for desk-top use.		
Electrical box	Single-gang box		
Housing	ABS plastic		
Weight	410g (approx.)		
Unit color	Snow white & gray, two-tone		
DESCRIPTION	FIG. NAME	UNIT	DATE
SUB STATION (1-call)	PRODUCT/SPECIFICATIONS	mm	21 March, 2011
MODEL NO.	FIG.NO.	PAGE	REVISION
TD-1H/B	44750321-1-2	1/2	2
			AIPHONE

WIRING DIAGRAM



RESTRICTIONS

- TD-1H/B is compatible with TD-H/B Series Master stations only.
- Initiating a paging only when a PD-1 or PD-2 adaptor is installed.
- When used as a Sub station in Single-master system, paging can not be operated.

FUNCTIONS

- Calling & communication with a Master station. To initiate a call, press CALL button to ring.
- Locating a person through external speakers depressing PAGE button on handset.
- Each zone requires a paging adaptor (PD-1 or PD-2) and a paging amplifier.
- Any particular station is called by an external signaling device, buzzer, etc.
- Extend the wires from the station for connecting a Relay (RY-AC/A).

DESCRIPTION SUB STATION (1-call)	FIG. NAME WIRING/RESTR./FCN.	UNIT mm	DATE 26 March, 2003
MODEL NO. TD-1H/B	FIG.NO. 44750321-2-2	PAGE 2/2	REVISION 1
			AIPHONE