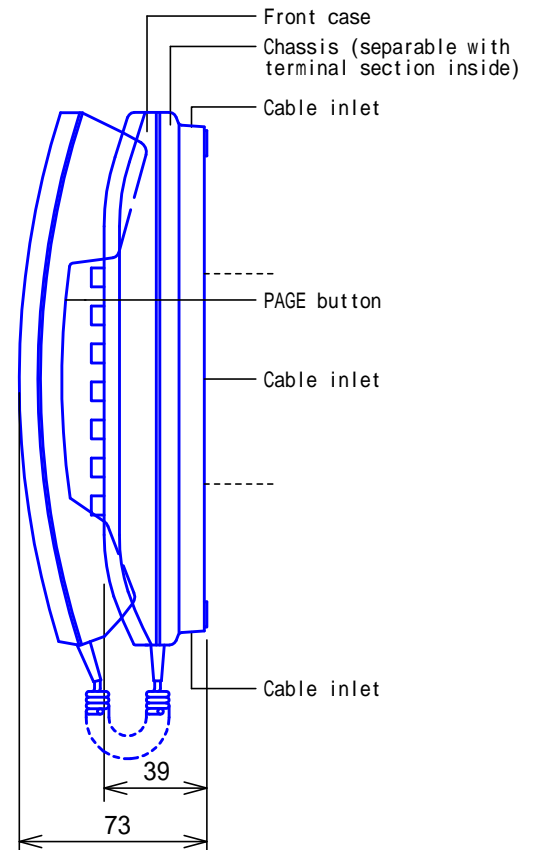
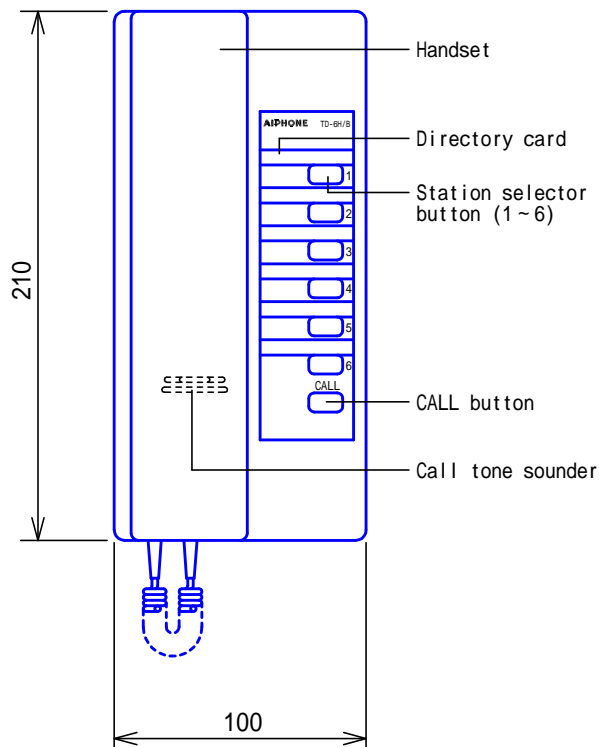
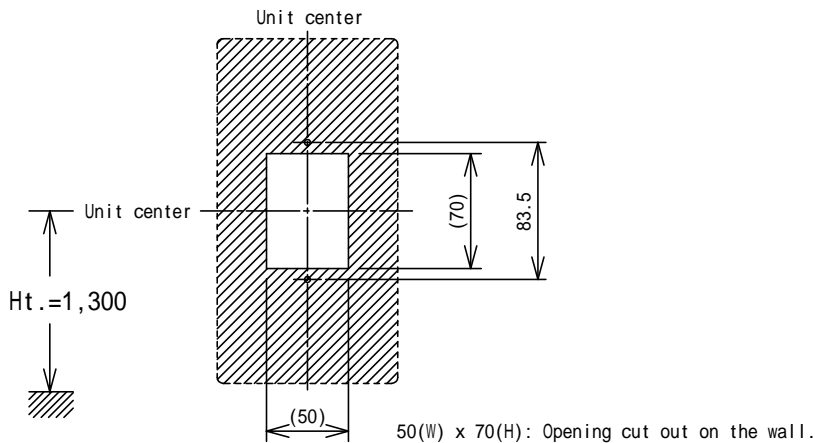


PRODUCT DRAWING



MOUNTING



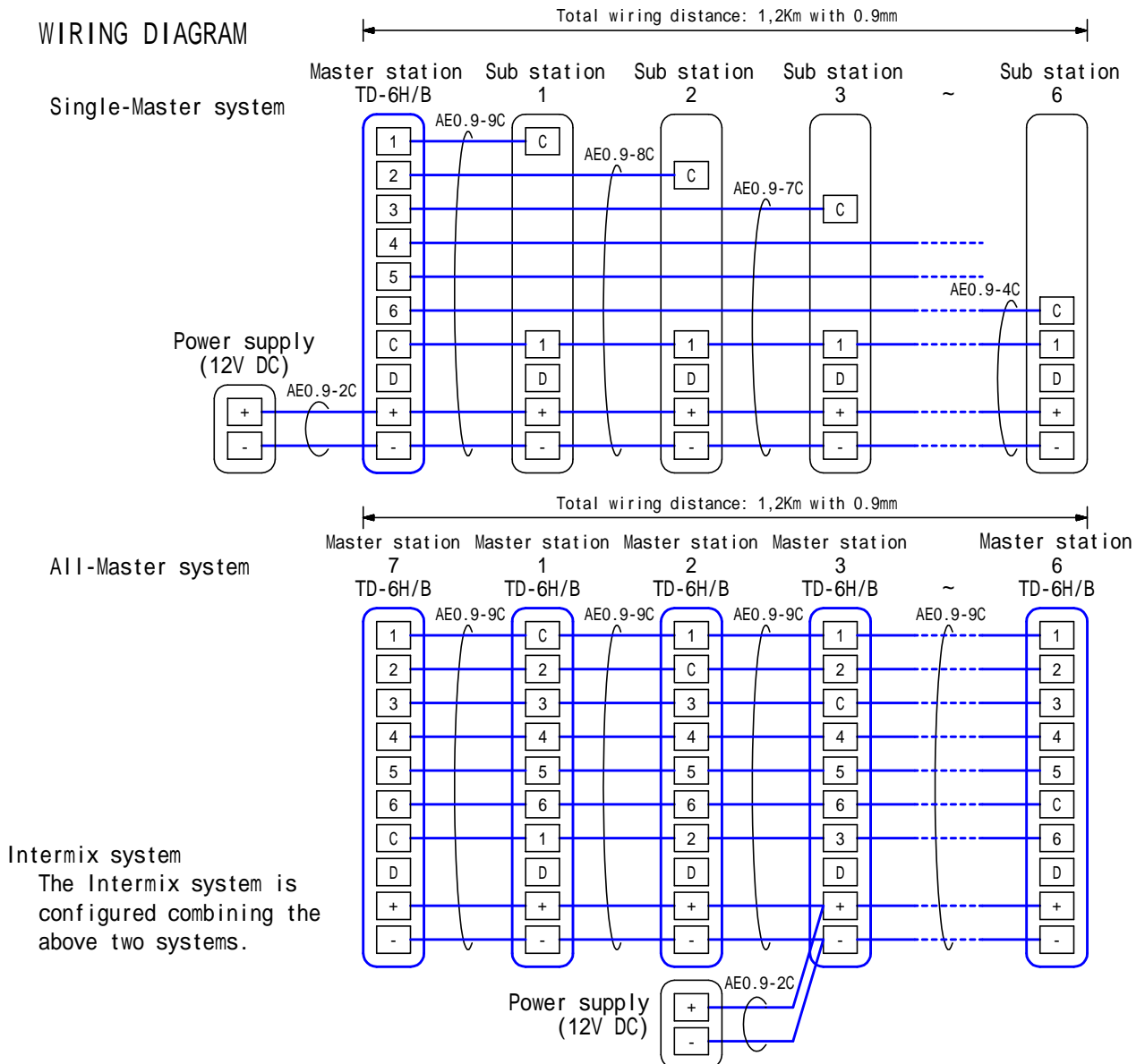
SPECIFICATIONS

Power source	DC 12V (Use a Power supply PS-1225S/UL)
Current consumption	60mA (max.)
Type of communication	Handset simultaneous communication
Station capacity	Up to 6 Master or Sub stations
Call tone	Electronic tone (from other Master or Sub station). Intermittent electronic tone, slow or fast (from Door station)
Mounting	Desk-top or wall-mount. For desk-top use, install a Terminal box (TDW-6/A).
Electrical box	Single-gang box
Housing	ABS plastic
Weight	440g (approx.)
Unit color	Snow white & gray, 2-tone

DESCRIPTION <b>MASTER STATION (6-call)</b>	FIG. NAME <b>PRODUCT/SPECIFICATIONS</b>	UNIT mm	DATE 21 March, 2011
MODEL NO. <b>TD-6H/B</b>	FIG.NO. 44772321-1-2	PAGE 1/2	REVISION 2

**AIPHONE**

## WIRING DIAGRAM



## RESTRICTIONS

- TD-H/B models only are useable within a system, intermixable.
- The power supply is to be located around the center of the entire network.
- When paging function is needed, a paging adaptor (PD-1 or PD-2) is required for each paging zone, as well as a paging amplifier for each. (Consumes one potential station)
- For a door station, use a door station adaptor (DE-UR), which reduces a potential station.

## FUNCTIONS

- Calling & communication with a Master (Sub) station. To initiate a call, depress a corresponding station selector button and press CALL button to ring.
- Receiving a call and communication with Door station. To answer door, depress an assigned selector button at any Master station.
- Locating a person through external speakers in a zone depressing PAGE button on handset. Each zone requires a paging adaptor (PD-1 or PD-2) and a paging amplifier.
- Any particular station is called by an external signaling device, buzzer, etc., as well as an ordinary call tone. Extend the wires from the station for connecting a Relay (RY-AC/A) to activate the buzzer, etc. when called.

DESCRIPTION <b>MASTER STATION (6-call)</b>	FIG. NAME <b>WIRING/RESTR./FCN.</b>	UNIT mm	DATE 26 March, 2003
MODEL NO. <b>TD-6H/B</b>	FIG.NO. 44772321-2-2	PAGE 2/2	REVISION 3
			<b>AIPHONE</b>